



## APT-MBUS-NA-4

For M-Bus connectivity

The APT-MBUS-NA-4 re-transmitter module is designed for collecting readings from water meters and for data transmission using the M-Bus communication standard, per PN-EN 13757-3. The use of this open communication protocol provides full compatibility with a wide range of devices which make up the remote data reading and transmission environment. It also enables event detection logging.

The APT-MBUS-NA-4 re-transmitter is based on a microprocessor system, while the use of optical sensors enables, for example, data reading from water meters and detection of the direction of the water flow, which provides complete consistency of water meter readings. Thanks to an integrated battery for emergency power supply, the re-transmitter module can operate for up to 5 years without power supply from the M-Bus.













### USE

This module is provided for installation on MWN line water meters: MWN 40, MWN 50, MWN 65, MWN 80, MWN 100, MWN 125, MWN 150, MWN 200, MWN 250, MWN 300

## KEY FEATURES


- Non-integrating and easy to install on water meters
- Primary power is supplied from the M-Bus system (the re-transmitter's current draw is one load unit UL=1.5 mA)
- Emergency power supply ensures continuity of operation in the case of a loss of power supply from the M-Bus system
- Detection, recording and signalling of irregularities in water consumption measurements, and clip-on module operation using event signalling
- Configuration of event thresholds and transmission rate
- Reading measurement information from water meters is fully resistant to any interference caused by external magnetic fields
- Compatibility with devices forming the remote reading and transmission of measurement data environment using the M-Bus communication protocol
- IP65 ingress protection

## EVENT SIGNALLING

-  Maximum flow
-  Minimum flow
-  Reverse flow
-  No flow
-  Leakage
-  Device disconnection
-  Magnetic field detection
-  Strong light detection
-  Low battery
-  Tip error
-  Detector fault
-  Processor reset

## CONTENTS OF DATA FRAME

- Device factory ID
- Device date and time
- Saved date of readout
- Instantaneous volume
- Saved volume
- Measurement time
- Flow rate
- Current event flags
- Diagnostics function for optics
- Oscillator diagnostics
- Power supply diagnostics



APT-MBUS-NA-4

## TECHNICAL SPECIFICATIONS

Parameter	
Communication protocol	M-Bus
Wear-out detection	optical
Basic power supply	from M-Bus
Emergency power supply	3,6 V Li battery
Battery capacity	1200 mAh
Ingress protection	IP65
Battery life	up to 10 years*
Transmission speeds	300, 2400, 9600 [b/s]
Wiring	YTLY 2 x 0,14 mm <sup>2</sup>
Wiring lengths	1,5 m, 3,0 m, 6,0 m
Fixing	directly on a water meter
Dimensions	h = 44,2 mm; w = 65,5 mm
Weight	0,079 kg
Operating temperature	0°C ÷ 60°C
Addressing	secondary and primary

\* operating time on battery supply at an ambient temperature of 25°C is 5 years

Uppgifterna gäller vid datumet för utfärdandet av detta dokument.  
Tillverkaren har rätt att ändra och förbättra produkterna utan föregående meddelande.  
Denna publikation är endast avsedd för informationsändamål.



---

#### *KONTAKTUPPGIFTER*

Postadress:  
Ngenic Sverige AB  
Kungsgatan 41  
753 21 Uppsala

sales@ngenic.se  
018 - 472 18 18  
www.ngenic.se

KK2019051501GCH

Förbehåll för tekniska ändringar utan avisering.